



# FRAMELESS SLAB DOORS

WITH ALUMINUM TRACKS

**AERO**

**Partitions  
Closets**

Prices valid until Dec 31, 2025



**KOMANDOR**

## INTRODUCTION – Using this Guide

### Systems have been priced out using:

- the most common measurements to estimate costs
- includes doors and top & bottom track
- no decorative trims (mullions or joiner rails)
  
- Frame Finish **BASE** colours
- Insert **BASE** colours
- Please apply % increase to the original base price for other options as listed
  
- widths and heights indicate finished openings
- width: minimums and maximums
- height: maximums



**All sliding doors are measured, designed & fabricated to the 1/32"**

# Industry Professionals Trade Pricing

The Industry Professional placing the order may take their Trade Pricing discount off the full MSRP of product listed in this Price Guide (delivery and install excluded).

Prices are listed at full MSRP in the guide and do not include taxes.

Charges for freight, crating (if applicable) and brokerage for out of area orders apply, please inquire for a quote.

# AERO

system

## Frame Finish Options



**BASE**  
as priced

Natural (clear)  
anode

### PROPERTIES

- modern, industrial look
- wide use in interior design
- a quick way to separate the living space
- quiet work of the running gear



### PROFILE COLORS


anode natural



AERO - Frameless slab door & partition [Bottom-Roll]



Panel Options



**BASE**  
as priced

Black Grain  
Black VL  
Grey  
White (Aspen)  
White Polar

+3% on base

Alderwood  
Ancient Oak  
Beech  
Vanilla  
Walnut

+5% on base

Antique Oak  
Bergamo Elm  
Chocolate Pine  
Cortona Oak  
Dark Walnut

Lucerne Elm  
Mali Weng  
Metallic  
Natural Maple  
Nicea Walnut

Palermo Dark Oak  
Palermo Light Oak  
Pine  
Rijeka Oak  
Sonoma Oak

White Alaskan  
Whitewashed Pine  
White Porcelain

PANEL INSERT

| Opening Width | Number of Doors |   | Price up to 84" Height | Price up to 110" Height |
|---------------|-----------------|---|------------------------|-------------------------|
| 36-48"        | 2               | ✓ | \$1,925                | \$2,275                 |
| 48-60"        | 2               | ✓ | \$2,200                | \$2,650                 |
| 60-72"        | 2               | ✓ | \$2,500                | \$3,000                 |
| 72-84"        | 2               | ✓ | \$2,775                | \$3,350                 |
| 84-96"        | 3               | ✓ | \$3,450                | \$4,150                 |
| 96-108"       | 3               | ✓ | \$3,750                | \$4,500                 |
| 108-120"      | 3               | ✓ | \$4,025                | \$4,850                 |
| 120-132"      | 3               | ✓ | \$4,325                | \$5,200                 |
| 132-144"      | 4               | ✓ | \$5,000                | \$6,000                 |
| 144-156"      | 4               | ✓ | \$5,275                | \$6,350                 |
| 156-168"      | 4               | ✓ | \$5,575                | \$6,700                 |
| 168-180"      | 4               | ✓ | \$5,850                | \$7,050                 |
| 180-196"      | 5               | ✓ | \$6,625                | \$7,975                 |

Hardware Upgrades

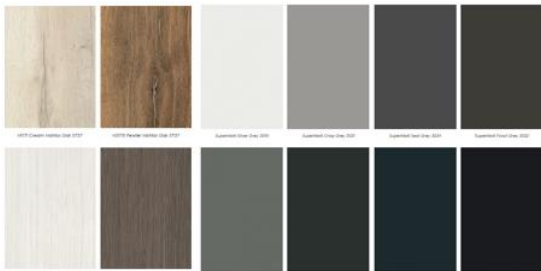
\* Soft close mechanisms  
\* Double track only, in Natural (clear) anode

AERO - Frameless slab door & partition [Single Barn Top-Hung]

PANEL INSERT



Panel Options



**BASE**  
as priced

Black Grain  
Black VL  
Grey  
White (Aspen)  
White Polar

| Opening Width | Number of Doors | Price up to 84" Height | Price up to 96" Height |
|---------------|-----------------|------------------------|------------------------|
| 30"           | 1               | \$1,300                | \$1,400                |
| 30-32"        | 1               | \$1,350                | \$1,475                |
| 32-34"        | 1               | \$1,400                | \$1,525                |
| 34-36"        | 1               | \$1,475                | \$1,575                |
| 36-38"        | 1               | \$1,525                | \$1,650                |
| 38-40"        | 1               | \$1,575                | \$1,725                |
| 40-42"        | 1               | \$1,650                | \$1,775                |

+3% on base

+5% on base

- Alderwood

Ancient Oak

Beech

Vanilla

Walnut
- Antique Oak

Bergamo Elm

Chocolate Pine

Cortona Oak

Dark Walnut
- Lucerne Elm

Mali Weng

Metallic

Natural Maple

Nicea Walnut
- Palermo Dark Oak

Palermo Light Oak

Pine

Rijeka Oak

Sonoma Oak
- White Alaskan

Whitewashed Pine

White Porcelain

Hardware Upgrades

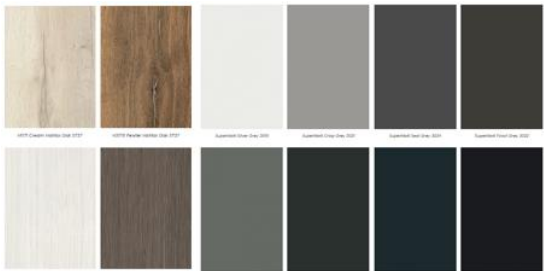
- \* Soft close mechanisms
- \* Comes with NO bottom track, upper rail in Natural (clear) anode

AERO - Frameless slab door & partition [Double Barn Top-Hung]

PANEL INSERT



Panel Options



**BASE**  
as priced

Black Grain  
Black VL  
Grey  
White (Aspen)  
White Polar

| Opening Width | Number of Doors | Price up to 84" Height | Price up to 96" Height |
|---------------|-----------------|------------------------|------------------------|
| 48'           | 2               | \$2,125                | \$2,300                |
| 48-54'        | 2               | \$2,300                | \$2,475                |
| 54-60'        | 2               | \$2,450                | \$2,650                |
| 60-66'        | 2               | \$2,625                | \$2,850                |
| 66-72'        | 2               | \$2,800                | \$3,050                |
| 72-78'        | 2               | \$2,975                | \$3,225                |
| 78-84'        | 2               | \$3,150                | \$3,400                |

+3% on base

+5% on base

- Alderwood

Ancient Oak

Beech

Vanilla

Walnut
- Antique Oak

Bergamo Elm

Chocolate Pine

Cortona Oak

Dark Walnut
- Lucerne Elm

Mali Weng

Metallic

Natural Maple

Nicea Walnut
- Palermo Dark Oak

Palermo Light Oak

Pine

Rijeka Oak

Sonoma Oak
- White Alaskan


Whitewashed Pine

White Porcelain

Hardware Upgrades

- \* Soft close mechanisms
- \* Comes with NO bottom track, upper rail in Natural (clear) anode





**KOMANDOR CANADA CLOSETS & DOORS INC.**  
863 Rangeview Rd., Mississauga, ON L5E 1H1  
tel: 905.766.0880 [www.komandor.ca](http://www.komandor.ca)