



ALUMINUM BI-FOLD DOORS

ETUDE

Closets
Wall Units



KOMANDOR

ETUDE system



Etude – available in both framed and frameless versions. Etude 1 framed has a profile referring to our Lazuryt line of sliding doors, possessing an interesting, harmonious shape and architecturally pleasing structure. Etude 1 combines the functionality of the frame serving as a handle, allowing for ease of opening of the bi-fold doors. Etude 3 frameless has a small grip at the joining point of the folding doors. Both versions fit perfectly with classic, retro, vintage, industrial Scandinavian, and contemporary styles.

The Etude system allows for the production of bi-fold sliding doors and the combination of various insert materials within one door. It is also possible to use decorative strips in the colour of the system.

PARAMETERS

- max door height 2.75 m
- max door width: 1.035 m

PROPERTIES


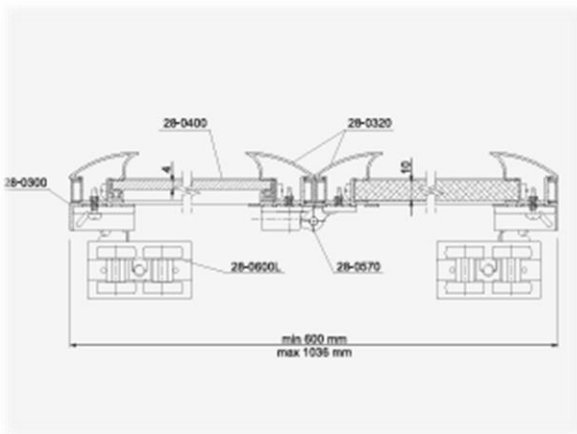
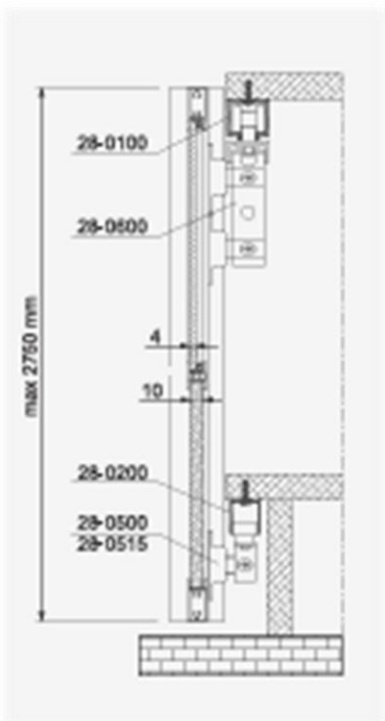
- anti-jumping function protects the door against falling out of the bottom track
- buffer strips with short and long hair reduce vibrations when closing the door and protect the interior against dust
- rollers equipped with bearings ensure light door sliding with ease
- quiet work of the running gear



PROFILE COLORS

anode natural





Etude 3 frameless



Etude 1 framed



Insert materials - Glazing

Clear & Coloured Mirrors



CLEAR MIRROR

UG 002/3/4/6-T
2mm, 3mm, 4mm, 6mm



BRONZE MIRROR

UG 300/600B-T
3mm, 6mm



GREY MIRROR

UG 600GRY-T
6mm

Antique Mirrors



KAPA CLEAR

UG KAPA CLEAR
4mm




ZUMRE CLEAR

UG ZUMRE CLEAR
4mm



KAPA BRONZE

UG KAPA BRONZE
4mm



NIDA CLEAR

UG ZUMRE CLEAR
4mm



NIDA BRONZE

UG NIDA BRONZE
4mm



LAV CLEAR

UG LAVA CLEAR
4mm

Back Painted Glass



BLACK BACK PAINTED

UG BP004BLK-T
4mm



WHITE BACK PAINTED
(EXTRA CLEAR)

UG BP004EXW
4mm

Over 20 styles


- regular or matte finish
- various colours
- ultra-clear and metallic

Please note:

- Etude 1 framed accepts glass or panel
- Etude 3 frameless accepts glass only

Insert materials - Panel

European low VOC imports – below is a small sampling of finishes offered



Textured
High Gloss
SuperMatt
Specialty
Soft Touch





ET1, ET3



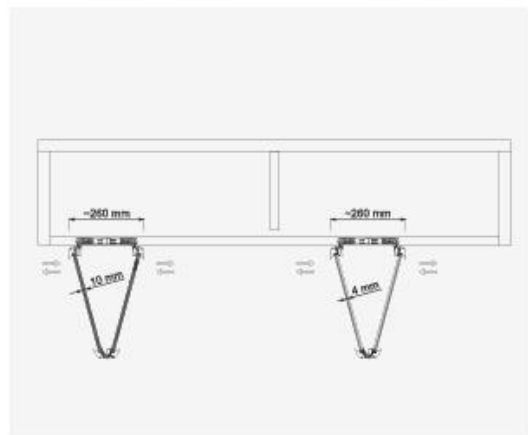

ET1, ET3



ET1



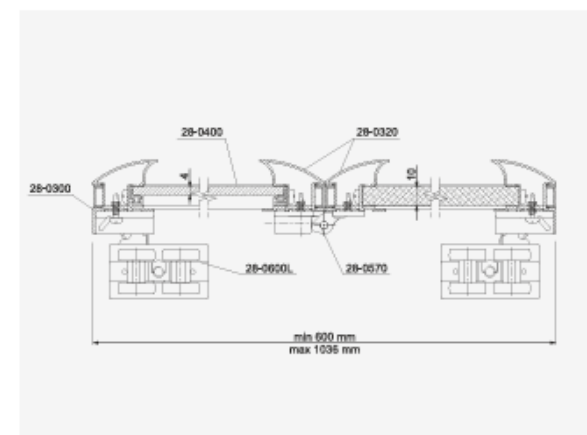
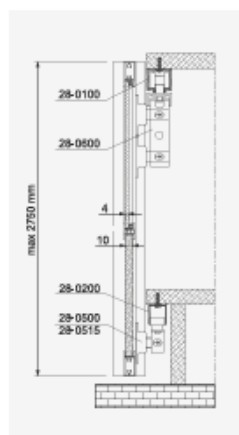
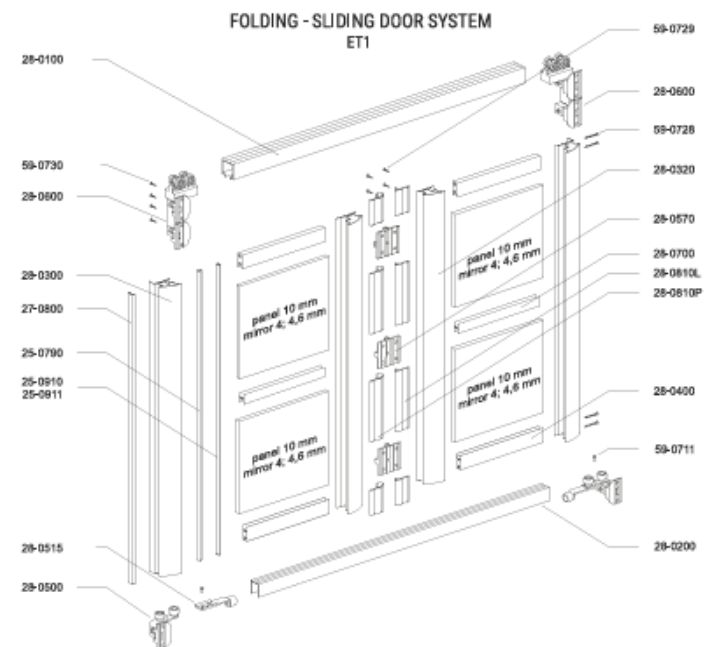
DRZWI SKŁADANE SERIA 28
FOLDING DOORS THE 28 SERIES



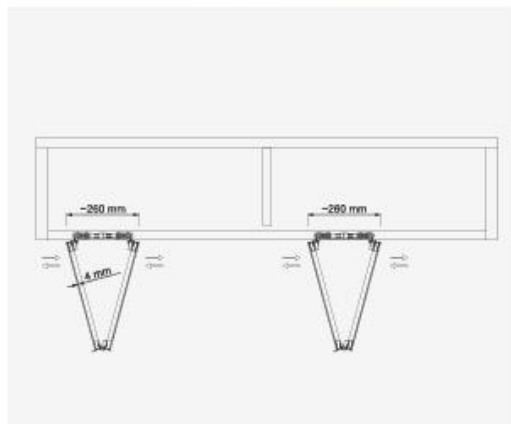
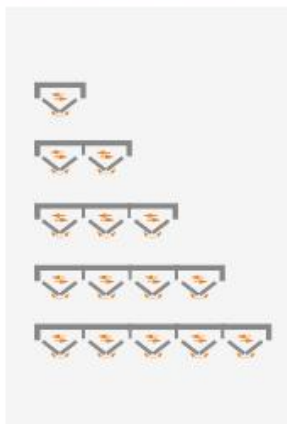
ET1



ETIUDA



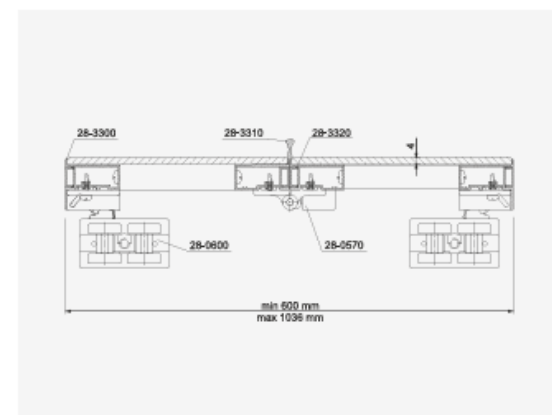
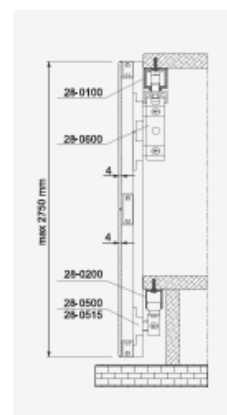
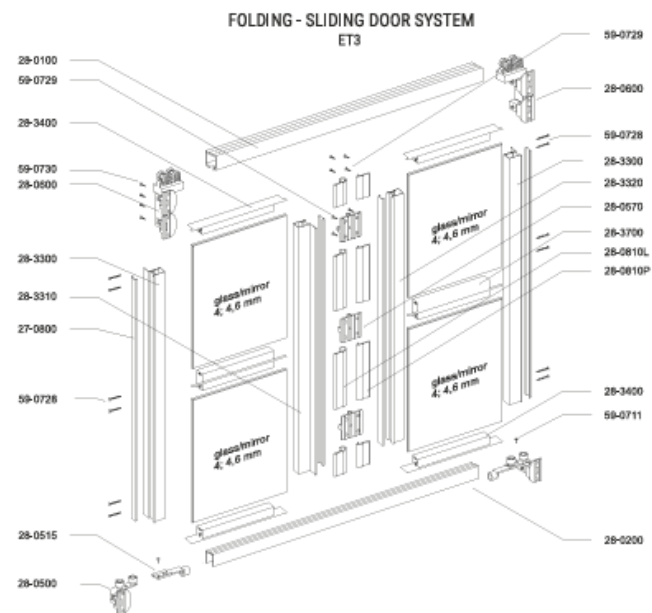
DRZWI SKLADANE SERIA 28
FOLDING DOORS THE 28 SERIES



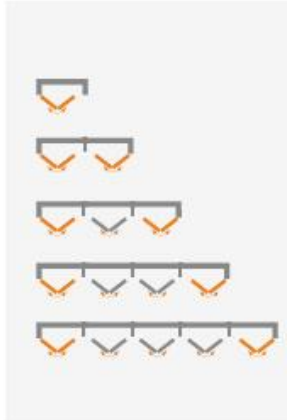
ET3



ETIUDA



DRZWI SKŁADANE SERIA 28
FOLDING DOORS THE 28 SERIES

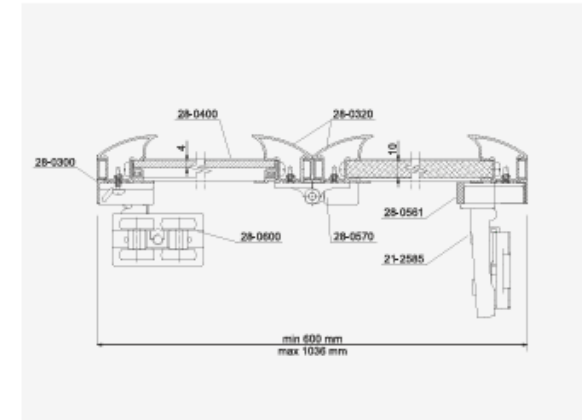
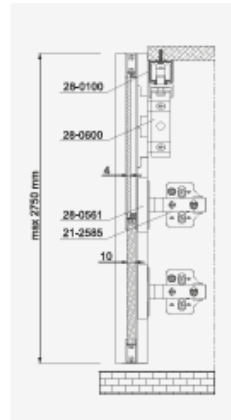
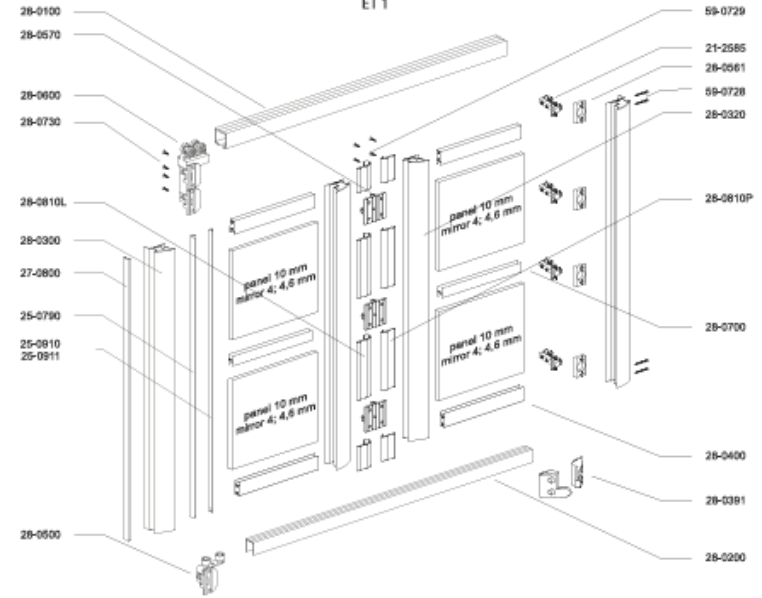


ET1

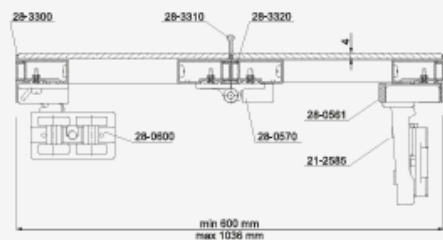
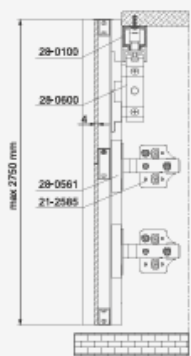
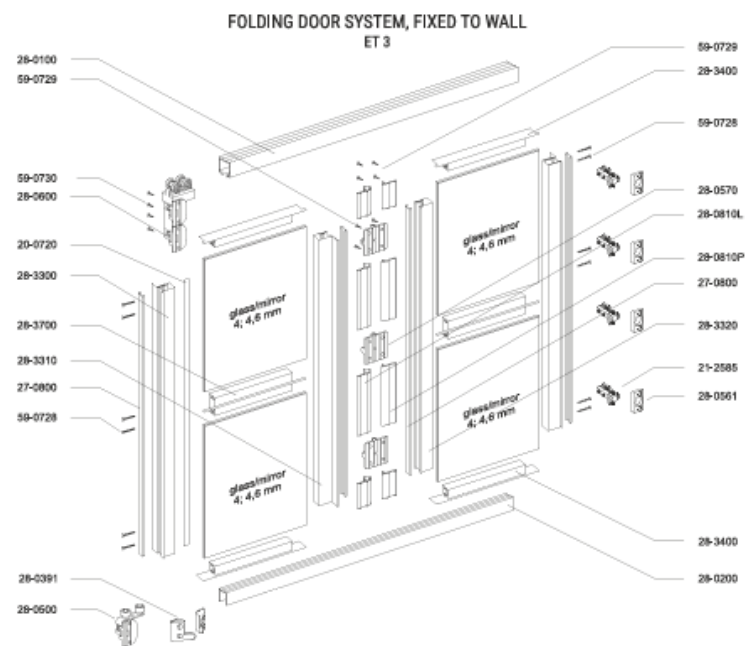


ETIUDA

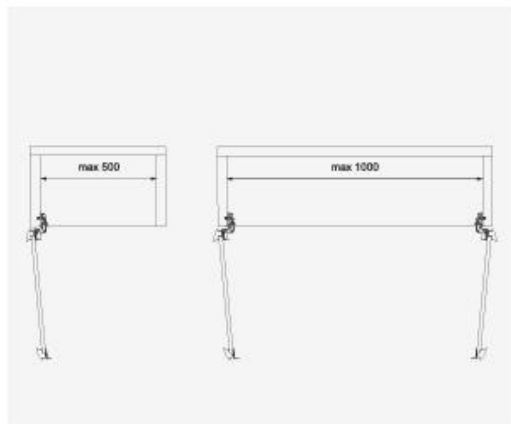
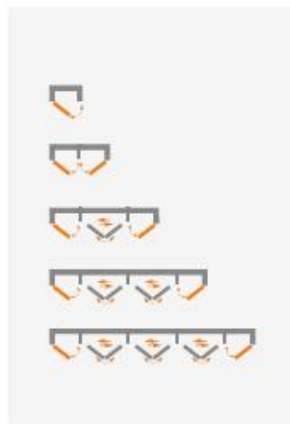
FOLDING DOOR SYSTEM, FIXED TO WALL
ET 1



DRZWI SKŁADANE SERIA 28
FOLDING DOORS THE 28 SERIES



DRZWI SKŁADANE SERIA 28
FOLDING DOORS THE 28 SERIES

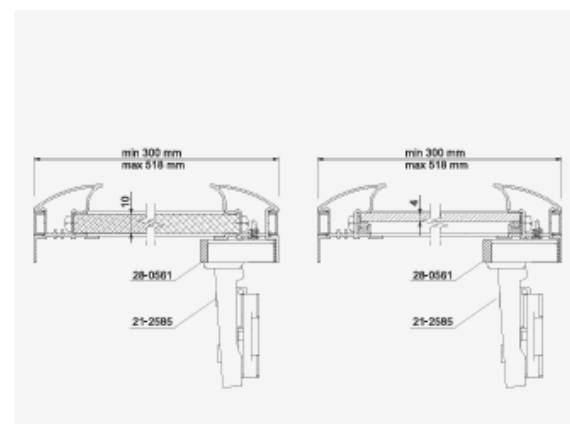
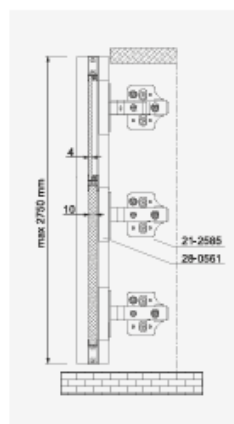
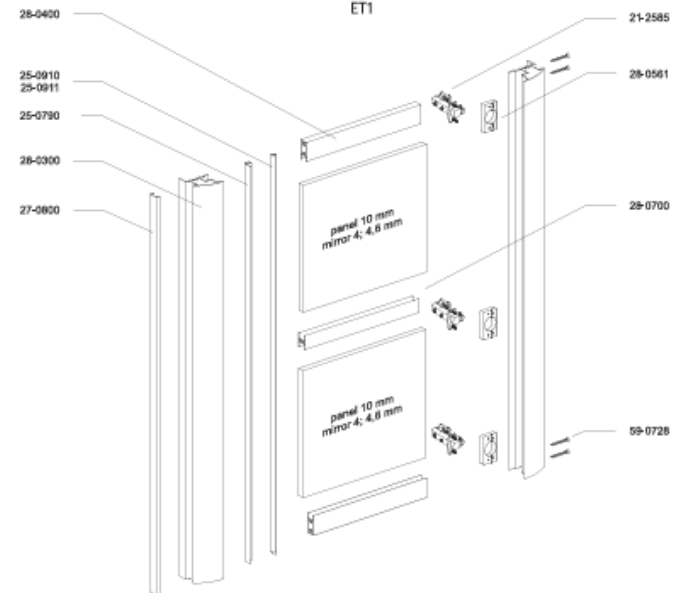


ET1



ETIUDA

PIVOT DOOR SYSTEM
ET1

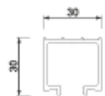


**DRZWI SKŁADANE SERIA 28
FOLDING DOORS THE 28 SERIES**



28-0100-AN

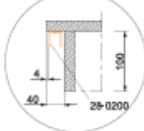
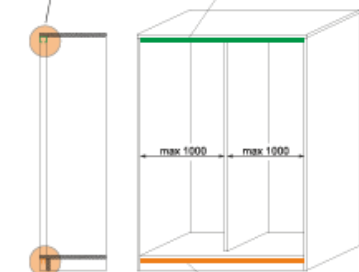
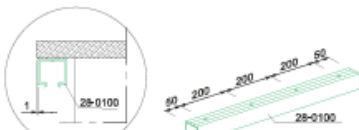
Tor górný AL28, 5000 mm, anoda naturalna
AL28 top track 5000 mm, anode natural
Rail haut AL28, 5000 mm, anodisé naturel



8 pcs./pack

28-0200-AN

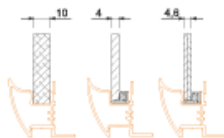
Tor dolný AL28, 5000 mm, anoda naturalna
AL28 bottom track 5000 mm, anode natural
Rail bas AL28, 5000 mm, anodisé naturel



8 pcs./pack

28-0300-AN

ETIUDA ET1 ramiak pionowy zewnętrzny, 2750 mm, anoda naturalna
ETIUDA ET1 outer stile 2750 mm, anode natural
ETIUDA ET1 montant extérieur, 2750 mm, anodisé naturel

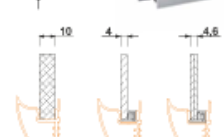


60-0280

12 pcs./pack

28-0320-AN

ETIUDA ET1 ramiak pionowy wewnętrzny, 2750 mm, anoda naturalna
ETIUDA ET1 inner stile 2750 mm, anode natural
ETIUDA ET1 montant intérieur, 2750 mm, anodisé naturel

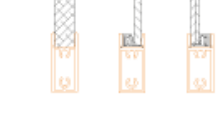


60-0280

12 pcs./pack

28-0400-AN

Ramiak poziomy AL28, 2750 mm, anoda naturalna
AL28 rail 2750 mm, anode natural
ETIUDA ET1 traverse AL28, 2750 mm, anodisé naturel



60-0284

10 pcs./pack



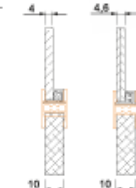
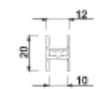
ET1 ET3

ETIUDA

28-0700-#

Ramiak łączący AL28, 2750 mm
AL28 joiner rail 2750 mm
Traverse en 1° AL28, 2750 mm

#- AN, AS, B

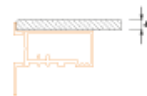
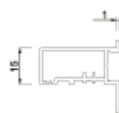


60-0281

9 pcs./pack

28-3300-AN

ETIUDA ET3 ramiak pionowy zewnętrzny 2750 mm, anoda naturalna
ETIUDA ET3 outer stile 2750 mm, anode natural
ETIUDA ET3 montant extérieur 2750 mm, anodisé naturel

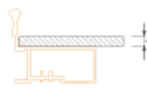
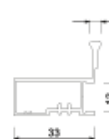


60-0284

6 pcs./pack

28-3310-AN

ETIUDA ET3 ramiak pionowy wewnętrzny z uchwytem 2750 mm, anoda naturalna
ETIUDA ET3 inner stile with handle 2750 mm, anode natural
ETIUDA ET3 montant intérieur avec poignée 2750 mm, anodisé naturel

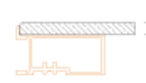


60-0284

6 pcs./pack

28-3320-AN

ETIUDA ET3 ramiak pionowy wewnętrzny 2750 mm, anoda naturalna
ETIUDA ET3 inner stile 2750 mm, anode natural
ETIUDA ET3 montant intérieur 2750 mm, anodisé naturel

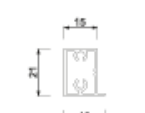


60-0284

6 pcs./pack

28-3400-AN

ETIUDA ET3 ramiak poziomy 2750 mm, anoda naturalna
ETIUDA ET3 rail 2750 mm, anode natural
ETIUDA ET3 traverse 2750 mm, anodisé naturel

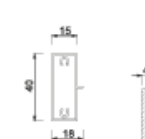


60-0284

6 pcs./pack

28-3700-AN

ETIUDA ET3 ramiak łączący 2750 mm, anoda naturalna
ETIUDA ET3 joiner rail 2750 mm, anode natural
ETIUDA ET3 traverse de connexion 2750 mm, anodisé naturel



60-0284

6 pcs./pack

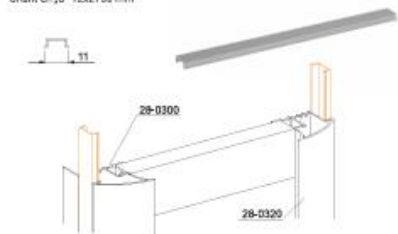
DRZWI SKŁADANE SERIA 28 FOLDING DOORS THE 28 SERIES



27-0800-9

Listwa maskująca 12x2750 mm
Masking strip 12x2750 mm
Chant en „U” 12x2750 mm

#- AN, CM

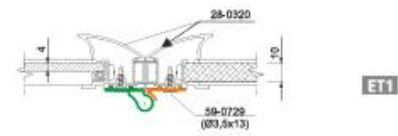


28-0300 28-0320 28-3300 28-3310 28-3320

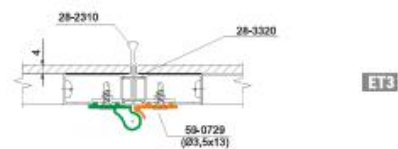
69-0273 60 pcs./pack

28-0810PAN

Listwa zabezpieczająca 2750 mm prawa, anoda naturalna
Side cover strip, right 2750 mm, anode natural
Pièce de protection droit 2750 mm, anodisé naturel



ET1



ET2



30 pcs./pack

28-0810LAN

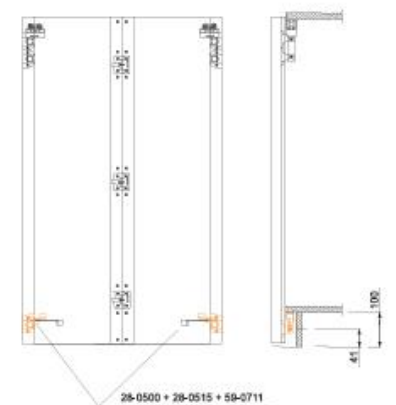
Listwa zabezpieczająca 2750 mm lewa, anoda naturalna
Side cover strip, left 2750 mm, anode natural
Pièce de protection gauche 2750 mm, anodisé naturel



30 pcs./pack

28-0500

Zespół prowadzący dolny AL28
AL28 bottom guide assembly
Guide bas AL28



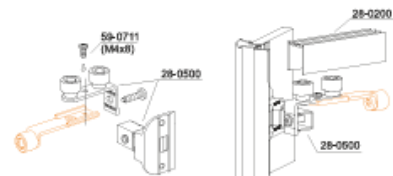
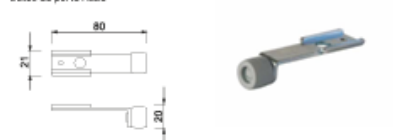
20 pcs./pack



ETIUDA

28-0515

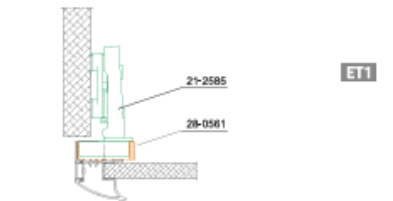
Dobójnik zespołu prowadzącego dolnego AL28
AL28 bottom guide bumper
Butée de porte AL28



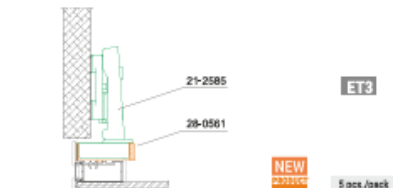
20 pcs./pack

28-0561

Kostka do mocowania zawiesz AL28 (5 szt.)
AL28 hinge mounting plate (5 pcs.)
Pièce de montage pour la charnière à boîtier AL28 (5 pcs.)



ET1



ET2

NEW
5 pcs./pack

21-2585

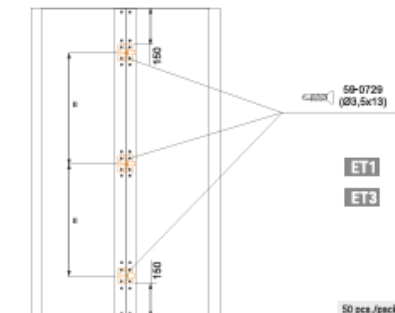
Zawias puszcikowy 35 mm nakładany SENSYS (20 szt.)
Cup hinge 35 mm full overlay door SENSYS (20 pcs.)
Charnière superposée 35 mm SENSYS (20 pcs.)



NEW
20 pcs./pack

28-0570

Zawias środkowy AL28
AL28 centre door hinge
Charnière centrale AL28



ET1

ET3

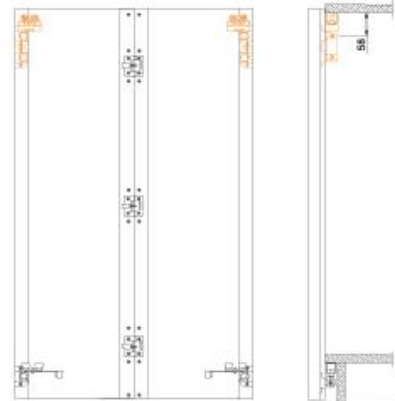
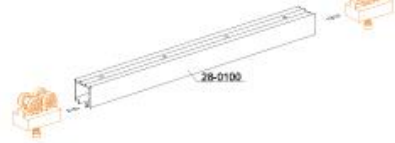
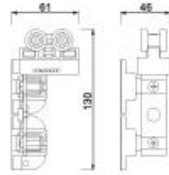
50 pcs./pack

DRZWI SKŁADANE SERIA 28
FOLDING DOORS THE 28 SERIES



28-0600

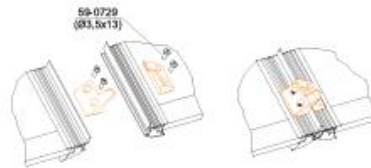
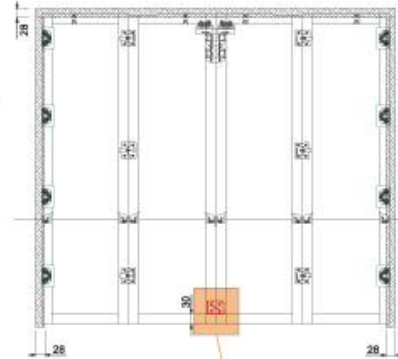
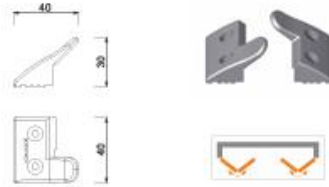
Zespół prowadzący górny AL28
AL28 top guide assembly
Ensemble de guidage AL28



29 pcs./pack

28-0391

Positioner dolny AL28 (50 szt.)
AL 28 bottom door positioner (50 pcs.)
Positionneur bas AL28 (50 pcs.)



50 pcs./pack

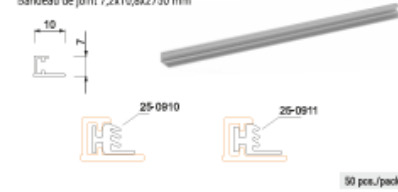


ETIUDA

25-0790-#

Włókna dystansowa 7,2x10,8x2750 mm
Filler strip 7,2x10,8x2750 mm
Bandeau de joint 7,2x10,8x2750 mm

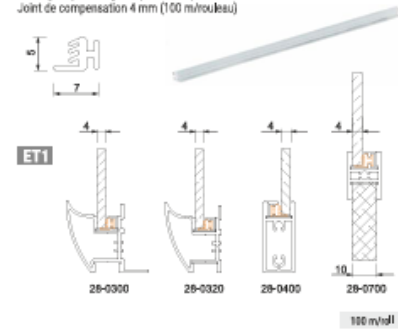
- AG, AN, AS, CM, ZB



50 pcs./pack

25-0910

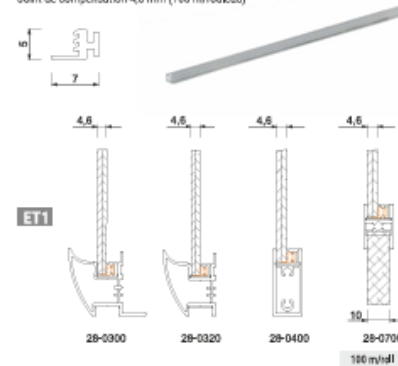
Włókna dystansowa 4 mm (100 m/rolka)
Glazing strip 4 mm glass (100 m/roll)
Joint de compensation 4 mm (100 m/rouleau)



100 m/roll

25-0911

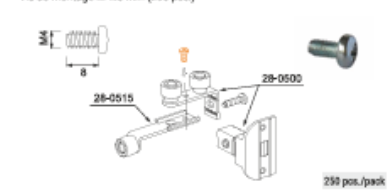
Włókna dystansowa 4,6 mm (100 m/rolka)
Glazing strip 4,6 mm glass (100 m/roll)
Joint de compensation 4,6 mm (100 m/rouleau)



100 m/roll

59-0711

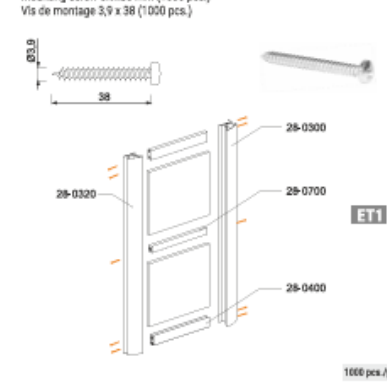
Wkręt do montażu M4x8 mm (250 szt.)
Mounting screw M4x8 mm (250 pcs.)
Vis de montage M4x8 mm (250 pcs.)



250 pcs./pack

59-0728

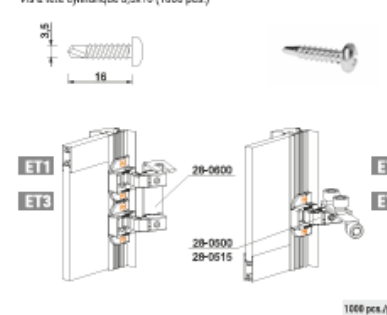
Wkręt do montażu 3,9x38 mm (1000 szt.)
Mounting screw 3,9x38 mm (1000 pcs.)
Vis de montage 3,9 x 38 (1000 pcs.)



1000 pcs./pack

59-0730

Wkręt do blach samowierzący z łbem walcowym 3,5x16 (1000 szt.)
Cylindrical head self drilling screw 3,5x16 (1000 pcs.)
Vis à tête cylindrique 3,5x16 (1000 pcs.)



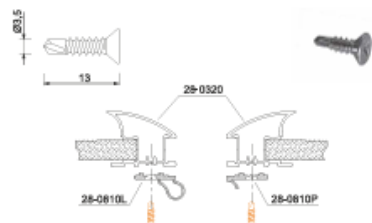
1000 pcs./pack

DRZWI SKŁADANE SERIA 28
FOLDING DOORS THE 28 SERIES



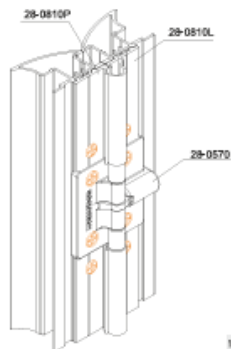
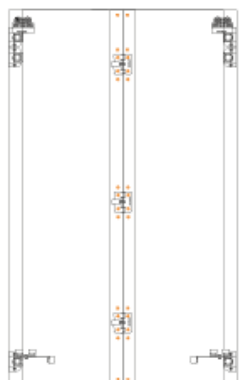
59-0729

Wkręt do blach samowierzący z łb. stożkowym 3,5x13 (1000 szt.)
 Countersunk self drilling screw 3.5x13 (1000 pcs.)
 Vis à tête conique 3,5x13 (1000 pcs.)



ET1


ET3



1000 pcs./pack

NOTATKI / MEMO

A series of horizontal dashed lines for taking notes.





KOMANDOR CANADA CLOSETS & DOORS INC.
863 Rangeview Rd., Mississauga, ON L5E 1H1
tel: 905.766.0880 www.komandor.ca